

# Manuscript Template

## *Energy and Environment Focus*

Authors should prepare and format their manuscripts in accordance with American Scientific Publishers style and requirements. Please carefully read all “Instructions for Authors” for more details.

1. **Title of Research Article**
2. **Authors & Affiliations** (Department, University, City, Zipcode, Country)
3. **Abstract** (summarizes main contents of a research article)
4. **Introduction**
5. **Experimental Details**
6. **Results and Discussion**
7. **Conclusions**
8. **Ethical Compliance** (for research studies conducted with animals or humans)
9. **Conflicts of Interest** (financial, authorships, etc.)
10. **Acknowledgments** (all sources of funding, grant numbers, supports, etc)
11. **References** (Follow Harvard Reference Style)
12. **Figures** (use large fonts and size for numbering and wordings on figure axes)
13. **Tables**
14. **Graphical Abstract** (5-6 line of text with an original/unpublished color figure)

*Please see, Pages 2-13 for a fully Formatted Manuscript.*

## **Energy and Environment Focus**

### **Polarity Reversion of the Operation Mode of HfO<sub>2</sub>-Based Resistive Random Access Memory Devices by Inserting Hf Metal Layer**

Ching-Shiang Peng,<sup>1,2</sup> Wen-Yuan Chang,<sup>2,3</sup> Ming-Ho Lin,<sup>1</sup> Wei-Su Chen,<sup>3</sup>  
Frederick Chen,<sup>3</sup> and Ming-Jinn Tsai<sup>3,\*</sup>

<sup>1</sup>*Department of Materials Science and Engineering, National Tsing-Hua University, Hsinchu 300, Taiwan*

<sup>2</sup>*Institute of Photonics and Optoelectronics, National Taiwan University, Taipei 106, Taiwan*

<sup>3</sup>*Electronics and Optoelectronics Research Laboratory, Industrial Technology Research Institute, Chutung, Hsinchu 310, Taiwan*

\*Corresponding author: Name ....., Email:.....

**Author - Please insert Dates here for the accepted final manuscript.**

Submitted/Received: ..... Revised/Accepted: .....

#### **Abstract**

The reversion of polarity within bipolar resistive switching operation occurs in Pt/HfO<sub>2</sub>/TiN and Pt/Hf/HfO<sub>2</sub>/TiN resistive random access memory devices. This reversion of voltage polarity is the result of interface generation which induces a conduction mechanism transformation from Poole-Frenkel emission to space charge limited current mechanism. To prove the reversion of polarity, this study uses curve fitting of I-V relations to verify the conduction mechanism theoretically and physical analysis to verify the oxygen ion distribution practically. The proposed Pt/Hf/HfO<sub>2</sub>/TiN devices exhibit good resistive switching characteristics, such as good uniformity, low voltage operation, robust endurance (10<sup>3</sup> dc sweep), and long retention (3×10<sup>4</sup> s at 85 °C).

**Keywords:** HfO<sub>2</sub>, Resistive random access memory, Hf Metal Layer, polarity reversal.

**\*\*First Time Use of Abbreviations:** No abbreviations are allowed in the title and abstract, therefore, all abbreviations should be defined the first time they are used within the title and text. For example, use first time as; Fourier transform infrared (FTIR) spectroscopy, scanning electron microscopy (SEM), transmission electron microscope (TEM), X-ray diffraction (XRD), X-ray photoelectron spectroscopy (XPS), Visible/near-infrared (Vis/NIR) spectroscopy, X-ray absorption fine structure (EXAFS) spectroscopy, etc.

## 1. Introduction

Resistive random access memory (RRAM) is an ideal candidate for non-volatile memory applications because of its simple structure, great scalability, fast switching speed, low power consumption, and compatibility with complementary metal-oxide semiconductor technology [1,2]. RRAM devices achieve the memory effect using the switchable resistance transformation between a high resistance state (HRS) and a low resistance state (LRS), and typically consist of a metal/insulator/metal structure. RRAM devices generally have two switching modes (unipolar and bipolar), which alternate based on the operating voltage polarity. Unipolar resistive switching occurs in any single voltage bias and does not depend on voltage polarity. Conversely, bipolar resistive switching depends on the variation of voltage polarity to complete the set (i.e., from the HRS to the LRS) and reset (i.e., from the LRS to the HRS) processes. Recent developments in RRAM have shifted to bipolar RRAM for several advantages, including a stable ON/OFF ratio, robust endurance, good retention, smaller switching voltage fluctuation, and the one selector-one resistor (1S1R) application [3]. The transition metal oxide, HfO<sub>2</sub>, is already widely used in semiconductor industries because of its superior physical properties, such as large permittivity, subsequent band gap, and excellent thermal stability [4]. In addition to its use as high-k/metal gate stacks, HfO<sub>2</sub>-based RRAM has attracted significant attention for its potential in next-generation nonvolatile memory. HfO<sub>2</sub>-based RRAM devices are formed by an electric-field induced conductive filaments formation/rupture process, and possess superior bipolar resistive switching for future RRAM applications.

The localized filamentary conducting paths in the thin films are diverse in each switching, leading to the nonuniform distributions of switching voltages and resistance states, which result in irresolvable errors in the RRAM operations. Thus, how to effectively improve the stability of switching behavior is an essential issue for practical application of the RRAM. Researchers have used many methods to improve resistive switching characteristics and change thin-film properties, such as embedding nanocrystals [5], doping effects [6,7], and embedding metal layer [8-11]. The embedding metal layer method typically serves as an interfacial oxygen storage layer, leading to oxygen ion concentration variation and diffusion. This in turn confines the conductive filament formation and rupturing within insulators and improves the uniformity of resistive switching characteristics. The interfacial layer also play a key role in polarity effect and resistive switching, and is dominant in the conversion of polarity from unipolar resistive switching to bipolar resistive switching, as shown by Yoo *et al.* [12] The reversion of polarity within bipolar resistive switching operation in Pt/HfO<sub>2</sub>/TiN and Pt/Hf/HfO<sub>2</sub>/TiN devices was observed in this work. The polarity reversion may be significantly affected by interfacial layer generation, inducing the change of conduction mechanisms in two device structures. The I-V relation and physical analysis in this study both provide proofs of the reversion of polarity. Pt/Hf/HfO<sub>2</sub>/TiN RRAM

devices also exhibit good resistive switching characteristics by inserting Hf metal layer resulted in the production of HfO<sub>x</sub> layer as an oxygen storage layer.

## 2. Experimental Details

In this study, RRAM devices consist of Pt/HfO<sub>2</sub>/TiN and Pt/Hf/HfO<sub>2</sub>/TiN structures. HfO<sub>2</sub> thin films were deposited on TiN (50 nm)/Ti (150 nm)/SiO<sub>2</sub> (200 nm)/p-Si substrates at 200 °C using the atomic layer deposition (ALD) method. The HfO<sub>2</sub> thin film (derived from TEMAH and H<sub>2</sub>O precursors) was controlled at approximately 10 nm, and the deposition thickness of HfO<sub>2</sub> per ALD cycle was approximately 0.1 nm. After HfO<sub>2</sub> thin-film deposition, Hf and Pt metal layers measuring 40 nm and 70 nm in thickness were capped continuously by dc sputtering and patterned by a shadow mask with a diameter of 200 μm. The Pt capping layer prevents oxygen penetration from the atmosphere. The Pt/Hf/HfO<sub>2</sub>/TiN device was subjected to post metal annealing (PMA) at 400 °C for 30 s in a N<sub>2</sub> atmosphere. For a comparison, a reference sample made without Hf layer and PMA process was also prepared, denoted as Pt/HfO<sub>2</sub>/TiN device. The chemical-bonding states of Hf atoms in thin films were analyzed using the X-ray photoelectron emission spectrum (XPS). The electrical properties of the devices were measured using a Keithley 4200 semiconductor parameter analyzer. During the voltage-sweeping mode measurement, the bias was defined as positive when the current flowed from the top electrode to the bottom electrode, and was defined as negative when the current flowed in the opposite direction.

## 3. Results and Discussion

Figures 1a and 1b show the reverse polarity operation within bipolar resistive switching. Figure 1a shows that the set operation by a negative bias and the reset operation by a positive bias appear in the electrical characteristics of Pt/HfO<sub>2</sub>/TiN RRAM devices. The same polarity was observed in similar devices described in previous researches [13,14]. After the Hf metal layer deposition and PMA processes, Pt/Hf/HfO<sub>2</sub>/TiN RRAM devices show reverse polarity operation (i.e., the set operation by a positive bias, and the reset operation by a negative bias) in a stable resistive switching situation, as shown in Fig. 1b. The experimental results and literatures review in this study will confirm that the reverse polarity is correlated with interface-producing and conduction mechanism, transforming between two structures. In Pt/HfO<sub>2</sub>/TiN RRAM devices, the conduction mechanism in pure HfO<sub>2</sub> thin films is usually attributed to the Poole-Frenkel emission [15,16]. The Poole-Frenkel emission equation can be expressed as  $J = (qN_c\mu)E \exp \left[ -\frac{q\Phi_t}{kT} + \frac{q\sqrt{qE/\pi\epsilon_\gamma\epsilon_0}}{rkt} \right]$ , in which  $q$  is the electronic charge,  $N_c$  is the density of states in the conduction band,  $\mu$  is the electronic drift mobility,  $q\Phi_t$  is the trap level below the conduction band,  $\epsilon_\gamma$  is the dynamic dielectric constant,  $\epsilon_0$  is the permittivity of free space,  $k$  is

Boltzmann's constant,  $T$  is the temperature, and  $r$  is a coefficient ranging between 1 and 2 [17,18]. If  $r = 2$ , the conduction mechanism is so-called the normal Poole-Frenkel emission. However, when the insulator contains another influential trap,  $r$  is equal to 1 and the conduction is called the modified Poole-Frenkel emission. In the reset process, the  $\ln(J/E) - \sqrt{E}$  relationship of the HRS in the high electric field exhibits linear dependence, as shown in Fig. 2a. Accordingly, a refractive index of  $n = 2.05$  can be obtained from the slope of the Poole-Frenkel plot at  $r = 1$ . This value is close to that of  $\text{HfO}_2$  thin films reported in previous studies [19,20]. The consistency between these results and fitting data implies that Poole-Frenkel emission is the primary conduction mechanism in Pt/HfO<sub>2</sub>/TiN RRAM devices.

Voltage polarity during resistive switching operation in the Pt/HfO<sub>2</sub>/TiN RRAM device can be reversed by Hf metal deposition and the PMA process. This study applies theoretical deduction and physical analysis to investigate the reason for this polarity reversion. Initially, curve fitting was executed for the negative bias region of I-V characteristics in the Pt/Hf/HfO<sub>2</sub>/TiN RRAM device. Figure 2b shows the resulting double-logarithmic plots. In the reset operation, Child's square law ( $I \sim V^2$ ) is obeyed in the high-voltage bias by slope  $\sim 2$  in the HRS, whereas Ohm's law ( $I \sim V$ ) is obeyed in the low-voltage bias by slope  $\sim 1$  in the HRS. According to the fitting results, the conduction mechanism of the proposed Pt/Hf/HfO<sub>2</sub>/TiN RRAM devices is caused by space charge limited current (SCLC) mechanism [9,16,21]. Many studies have indicated that the SCLC mechanism is related to the insulating interfacial layer formation between metal layers and oxide thin films. This suggests the presence of an oxide interfacial layer between the Hf metal and the HfO<sub>2</sub> thin film, which might be partial oxide HfO<sub>x</sub> ( $x < 2$ ) [9,16,21]. After the PMA process, many oxygen ions may diffuse from the HfO<sub>2</sub> thin film to the Hf metal, resulting in the formation of HfO<sub>x</sub> with oxygen deficiencies and Hf oxidation. To verify upon deductions of Pt/HfO<sub>2</sub>/TiN and Pt/Hf/HfO<sub>2</sub>/TiN RRAM devices, XPS analysis was adopted to characterize the distribution of oxygen. The XPS data, which were obtained at a fixed sputtering rate, shows localization near the interface. Figures 3a and 3b show the XPS spectra of the Hf 4f core levels of the pure HfO<sub>2</sub> thin film and the Hf/HfO<sub>2</sub> structure. Figure 3a shows that the Hf 4f core level correlates with the pure HfO<sub>2</sub> thin film. However, the Hf 4f region in the Hf/HfO<sub>2</sub> structure correlates with three spin-orbit doublets, each with corresponding 4f<sub>7/2</sub> binding energies at 14.21, 15.4, and 18.26 eV [22]. The pink, green and red lines in this figure represent the Hf metal (Hf<sup>0</sup>), the suboxide (HfO<sub>x</sub>) and the fully oxidized hafnium (HfO<sub>2</sub>) signals, respectively. These XPS results confirm the presence of an interfacial layer between the Hf metal and the HfO<sub>2</sub> thin film. Based on these results, the Pt/Hf/HfO<sub>2</sub>/TiN RRAM device with an interfacial layer between the Hf layer and the HfO<sub>2</sub> thin film was dominated by the SCLC conduction mechanism. The polarity reversion of resistive switching behaviors can be explained by the effect of the interfacial layer, which fixes the oxygen diffusion region in the upper

interface. The Pt/HfO<sub>2</sub>/TiN devices did not exhibit this phenomenon. Figure 4 shows the possible switching mechanism with different directions of applied bias. In virgin Pt/Hf/HfO<sub>2</sub>/TiN devices after PMA (Fig. 4a), the oxygen storage layer getters oxygen ions and leaves charged oxygen vacancies in the oxide thin film, which makes the oxide thin film oxygen-deficient and conductive. Because the HfO<sub>2</sub> thin film becomes more conductive, a smaller-forming voltage (~1 V) can be applied to connect filaments formed by oxygen vacancies. When applying a positive bias to the top electrode (Fig. 4b), the external voltage enforces charged oxygen vacancies to form a conductive filament. This subsequently switches the device to the LRS. After applying a negative bias to the top electrode (Fig. 4c), the oxygen ions drift to the HfO<sub>2</sub> thin film from the interfacial layer and reoxidize the conductive filament, rupturing the filaments. This subsequently switches the device to the HRS. Figures 5a and 5b show a comparison of the uniformity parameters of the two devices based on cumulative probability statistics. The Pt/Hf/HfO<sub>2</sub>/TiN RRAM devices exhibit more uniform resistive switching performance than Pt/HfO<sub>2</sub>/TiN RRAM devices in both resistance and voltage distributions. The low operation voltages (lower than 1 V) in the Pt/Hf/HfO<sub>2</sub>/TiN device, reveals the potential for low-power RRAM applications. The Pt/Hf/HfO<sub>2</sub>/TiN devices also exhibit excellent resistive switching properties in both the endurance and retention test. After a 10<sup>3</sup> dc sweep, the HRS and LRS maintain a stable resistance ratio higher than ten without decay, as shown in Fig. 6a. The dispersion of operation voltages demonstrates the high switching uniformity, as shown in Fig. 6b. Figure 6c shows their good data storage ability (3×10<sup>4</sup> s) under 100 mV stress at 85 °C with nondestructive read-out.

## 4. Conclusions

In conclusion, this study shows that inserting a Hf metal layer into a Pt/HfO<sub>2</sub>/TiN device and subjecting it to a PMA process creates a Pt/Hf/HfO<sub>2</sub>/TiN device that exhibits polarity reversion in the resistive switching property. Inserting a Hf metal layer and performing the PMA process activated the Hf metal layer as an oxygen storage layer, which makes redox fixed near the interface between the Hf metal and the HfO<sub>2</sub> thin film. Consequently, the interface generation (HfO<sub>x</sub>) that makes the conduction mechanism switch to SCLC mechanism from Poole-Frenkel emission, leading to a polarity reversion. The proposed Pt/Hf/HfO<sub>2</sub>/TiN devices also exhibited good resistive switching characteristics and switching uniformity, with a low-voltage operation, 10<sup>3</sup> dc sweep endurance, and 3×10<sup>4</sup> s retention test at 85 °C.

**IMPORTANT NOTE** - Authors are required to declare in their manuscripts; (1) **Ethical Compliance**, (2) **Conflicts of Interest**, and (3) **Acknowledgments** reporting funding sources with grant numbers or any other types of association related to reported research work.

### **Ethical Compliance**

**(To be declared by authors in case of animals or humans studies ONLY)**

Research papers reporting animal or clinical studies should, where appropriate, contain a statement that they have been carried out with animals or human ethics committee approval. All scientific studies should be carried out in accordance with the relevant international, national, and local guidelines, regulations, legal, and ethical standards. Each author(s) warrants that his or her research institution has fully approved the protocol for all scientific studies involving animals or humans and that all experiments of any kinds were conducted in compliance with ethical and humane principles of research after ethics committee approval. In such cases, a statement should be included using proper language such as **“Research experiments conducted in this article with animals or humans were approved by the Ethical Committee and responsible authorities of our research organization(s) following all guidelines, regulations, legal, and ethical standards as required for humans or animals”**.

### **Conflicts of Interest**

The corresponding author should include a statement describing any type of authorship or financial conflicts of interest in journal article on behalf of all authors including affiliations, all sources of funding, or any kinds of relationships, that may be associated with conflicts of interest. In case, no conflict of interest exists, then a statement should be included by authors as **“The authors declare no conflicts of interest.”**

### **Acknowledgments**

Authors should clearly report **all funding sources including any grant numbers** in the research article to meet funding disclosure requirements.

## References and Notes

Please use **HARVARD Referencing Style** from **Google Scholar** (<https://scholar.google.com>). All references should be listed in a proper Harvard style on a separate page, numbered in the sequence in which they occur in the text. Cite references numerically in a **bracket [ x ]** in the text and follow the same numerical order in the "Reference List" at the end of the manuscript. **Do not use** the phrases "et al." or "ibid." in the reference list, instead, include names of all authors in a reference.

Authors could directly **copy** references in a Harvard style from the Google Scholar (<https://scholar.google.com>) and then **paste** in the Reference List of the manuscript as such.

### EXAMPLES

#### 1. Journal Articles

Xu, Y., Bai, H., Lu, G., Li, C. and Shi, G., **2008**. Flexible graphene films via the filtration of water-soluble noncovalent functionalized graphene sheets. *Journal of the American Chemical Society*, 130(18), pp.5856-5857.

Kim, K.S., Kim, K.H., Nam, Y., Jeon, J., Yim, S., Singh, E., Lee, J.Y., Lee, S.J., Jung, Y.S., Yeom, G.Y. and Kim, D.W., **2017**. Atomic layer etching mechanism of MoS<sub>2</sub> for nanodevices. *ACS Applied Materials & Interfaces*, 9(13), pp.11967-11976.

#### 2. Book

Nalwa, H.S. and Miyata, S., eds., **1996**. *Nonlinear Optics of Organic Molecules and Polymers*. Boca Raton, CRC Press.

#### 3. Book Chapter

Krill, C.E., Harberkorn, R. and Birringer, R., **1999**. in *Handbook of Nanostructured Materials and Nanotechnology*, edited by H. S. Nalwa, Academic Press, Vol. 2, pp.155-211.

#### 4. Website

National Renewable Energy Laboratory (NREL) (<https://www.nrel.gov/solar>)

#### 5. Conference Proceedings

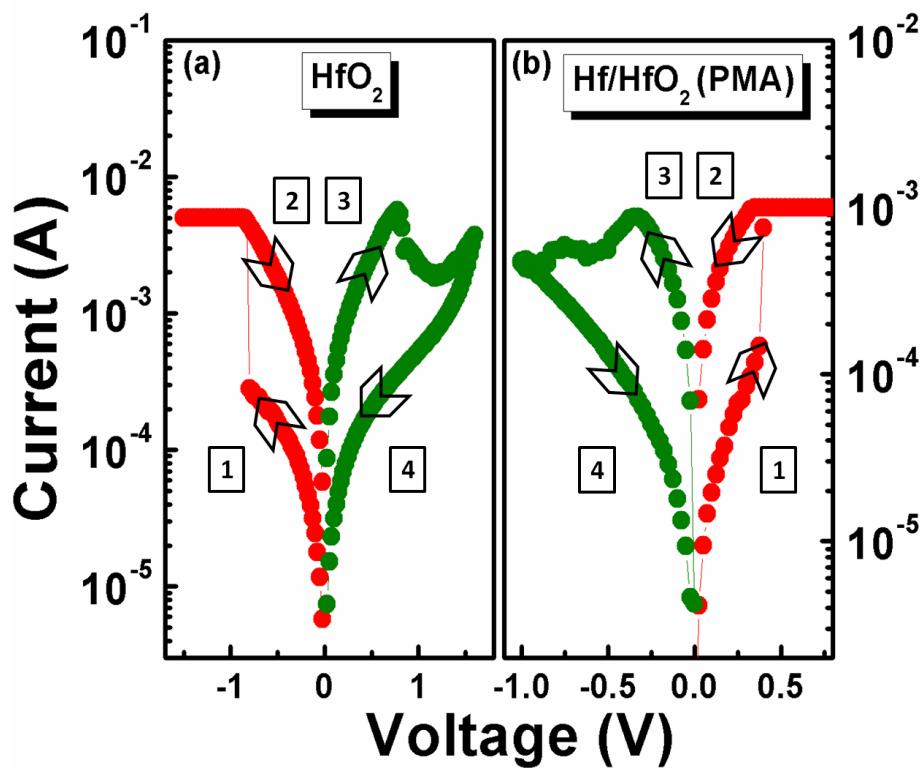
Kimura, J. and Shibasaki, H., eds., (**1995**). Recent Advances in Clinical Neurophysiology. *Proceedings of the 10th International Congress of EMG and Clinical Neurophysiology*, October 15-19; Kyoto, Japan. pp.10-15.



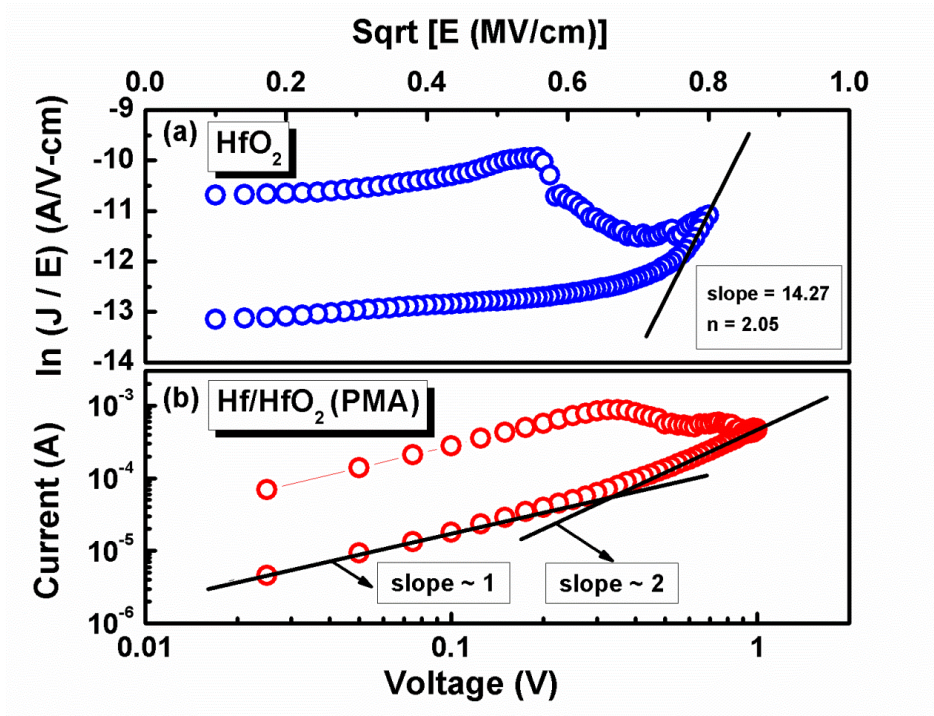
## ALL FIGURES IN A VERY HIGH QUALITY ARE REQUIRED

**Important Note** – Poor/blurred quality figures will not be accepted at all.

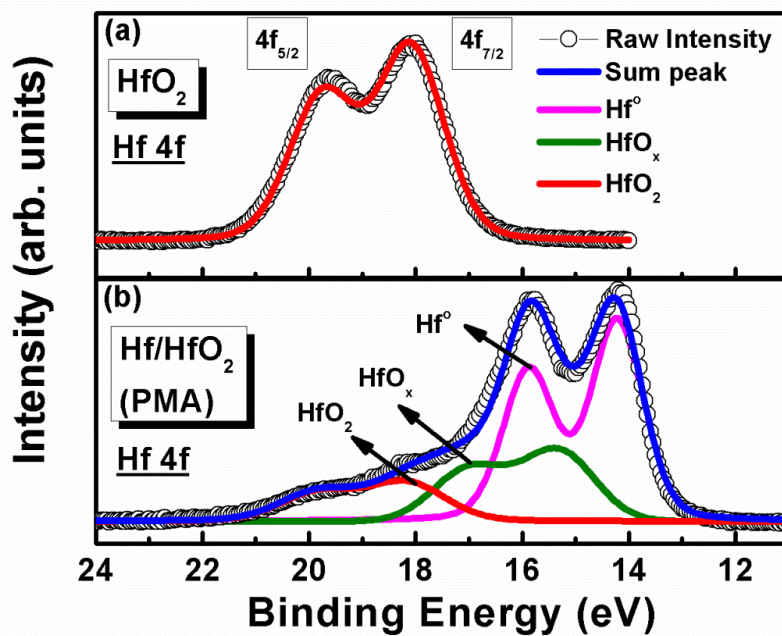
There are *no charges* for color figures whatsoever so please make all figures in COLORS for a better presentation. It is very important to use **Large Fonts for Numbering and Wordings** in all figures as shown below in all these figures.



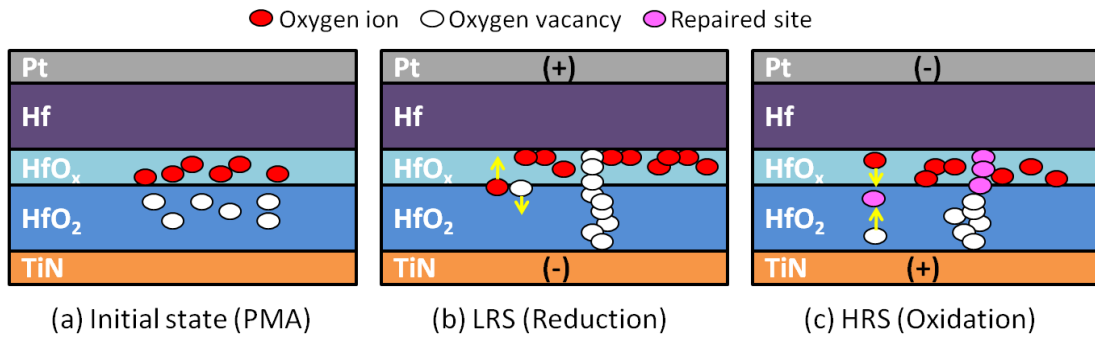
**Figure 1.** Reverse polarity operation in resistive switching between Pt/HfO<sub>2</sub>/TiN and Pt/Hf/HfO<sub>2</sub>/TiN devices.



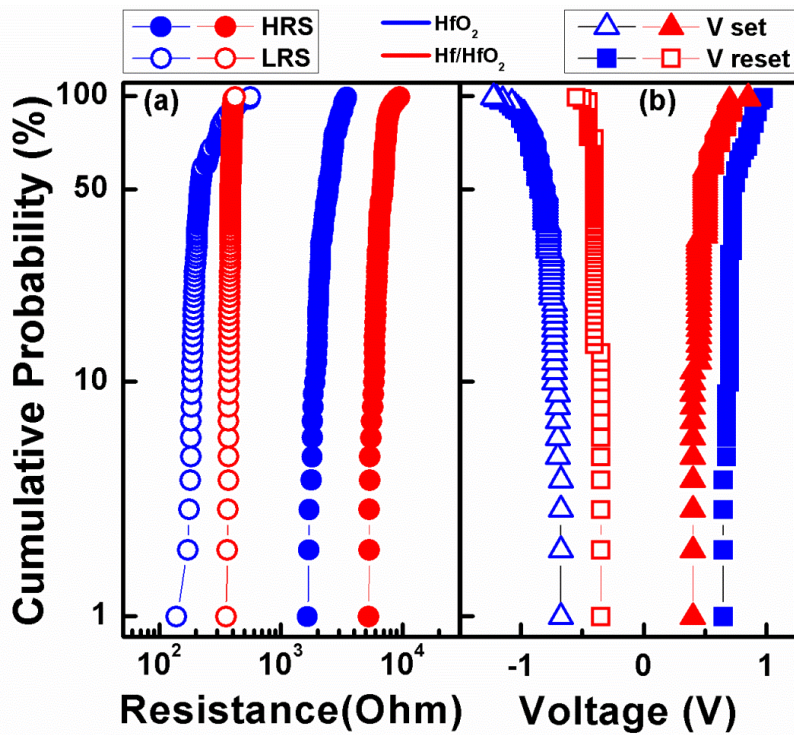
**Figure 2.** Curve fitting in Pt/HfO<sub>2</sub>/TiN devices (a) Poole-Frenkel emission and in Pt/Hf/HfO<sub>2</sub>/TiN devices (b) SCLC mechanism.



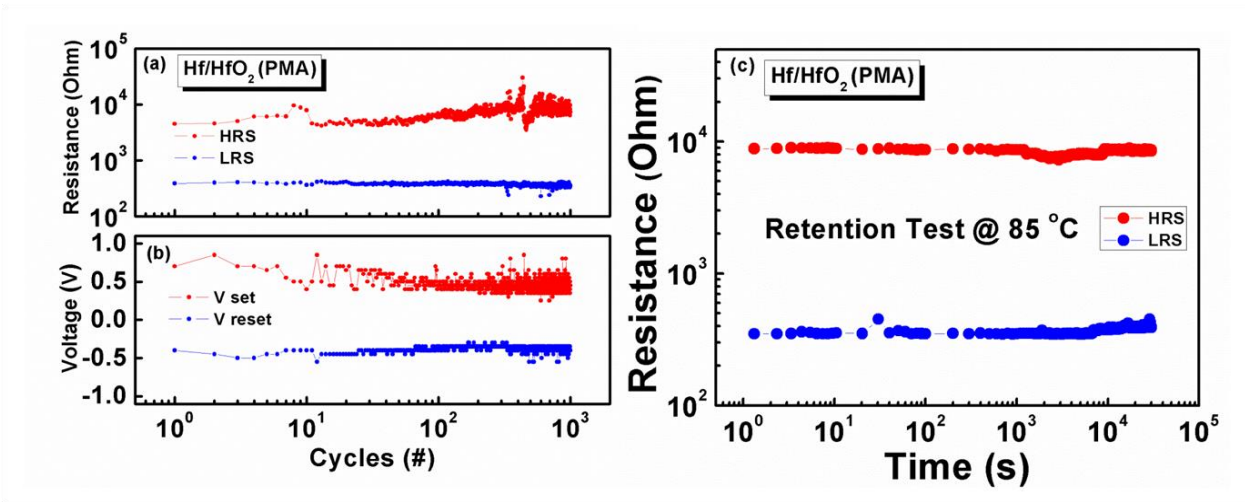
**Figure 3.** XPS spectra of Hf 4f core levels: (a) the  $\text{HfO}_2$  thin film. (b) Interface between  $\text{Hf}/\text{HfO}_2$ .



**Figure 4.** Possible scenarios of switching mechanisms for the Pt/Hf/HfO<sub>2</sub>/TiN device with positive-bias or negative-bias voltage.



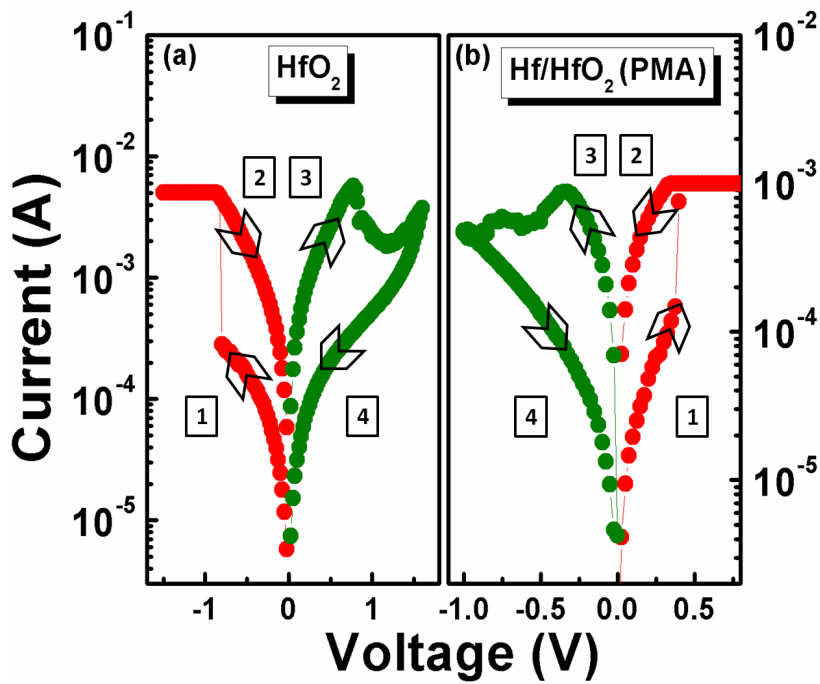
**Figure 5.** Statistical distribution of resistive switching parameters during 100 continuous cycles in both Pt/HfO<sub>2</sub>/TiN and Pt/Hf/HfO<sub>2</sub>/TiN devices. (a) HRS and LRS. (b) V<sub>set</sub> and V<sub>reset</sub>.



**Figure 6.** The 10<sup>3</sup> stable endurance cycles of the Pt/Hf/HfO<sub>2</sub>/TiN device: (a) HRS and LRS. (b) V<sub>set</sub> and V<sub>reset</sub>. (c) Data retention characteristics at 85 °C under 100mV stress.

## Graphical Abstract

The reversion of polarity within bipolar resistive switching operation occurs in Pt/HfO<sub>2</sub>/TiN and Pt/Hf/HfO<sub>2</sub>/TiN resistive random access memory devices. The proposed Pt/Hf/HfO<sub>2</sub>/TiN devices exhibit good resistive switching characteristics, such as good uniformity, low voltage operation, robust endurance (10<sup>3</sup> dc sweep), and long retention (3×10<sup>4</sup> s at 85 °C).



**Originally Published Research Article Source**

Peng, C.S., Chang, W.Y., Lin, M.H., Chen, W.S., Chen, F. and Tsai, M.J., **2013**. Polarity Reversion of the Operation Mode of HfO<sub>2</sub>-Based Resistive Random Access Memory Devices by Inserting Hf Metal Layer. *Journal of Nanoscience and Nanotechnology*, 13(3), pp.1733-1737.

Copyrighted © 2013 American Scientific Publishers.